

1. Introduction

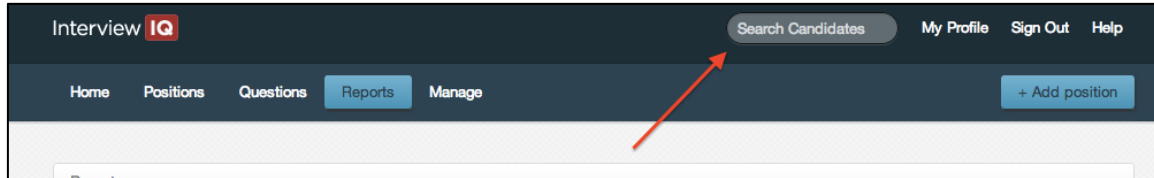
HireIQ is pleased to introduce several new features and enhancements to its innovative virtual interviewing solution, InterviewIQ. This document is intended to provide an overview of the more significant new features and enhancements. These enhancements are available for all customers effective Friday, February 1st, 2013.

Should you have any questions about InterviewIQ, please open a support ticket by clicking on the “Help” link from within the InterviewIQ application or by e-mailing Support at support@hireiqinc.com. You can also find several other helpful documents under “Tips and Tricks” on the HireIQ support page.

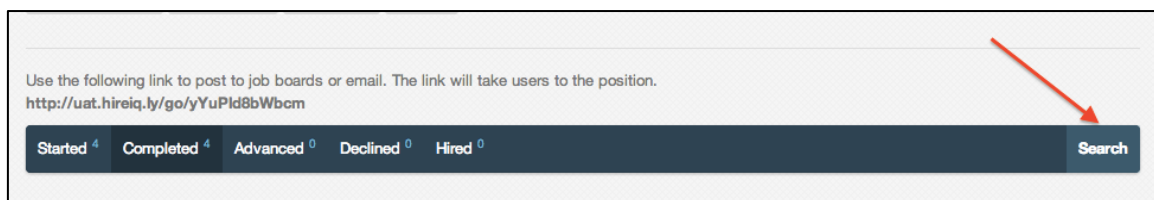
2. New Features

A. UID as a searchable field

As a recruiter, you are now able to search candidates by their UID under both the search field at the top of your page and the search button located on the positions page.



OR



The screenshot displays the HireIQ search interface. At the top, there are tabs for 'Started' (4), 'Completed' (4), 'Advanced' (0), 'Declined' (0), and 'Hired' (0), along with a 'Search' button. Below the tabs is an 'Email' search field with a 'Cancel Search' link. A red box highlights the 'UID' search field. Underneath, there are sections for 'State' (with a dropdown menu showing 'Started', 'Completed', 'Advanced', and 'Declined') and 'Name' (with a search field). A 'Tag' section includes a search field, a 'Limit to results with this tag' checkbox, and a 'Qualifier Response Contains' search field. A 'Status' section has a dropdown menu with 'Active' and 'Archived' options. At the bottom, there is a 'Search' button highlighted with a red box.

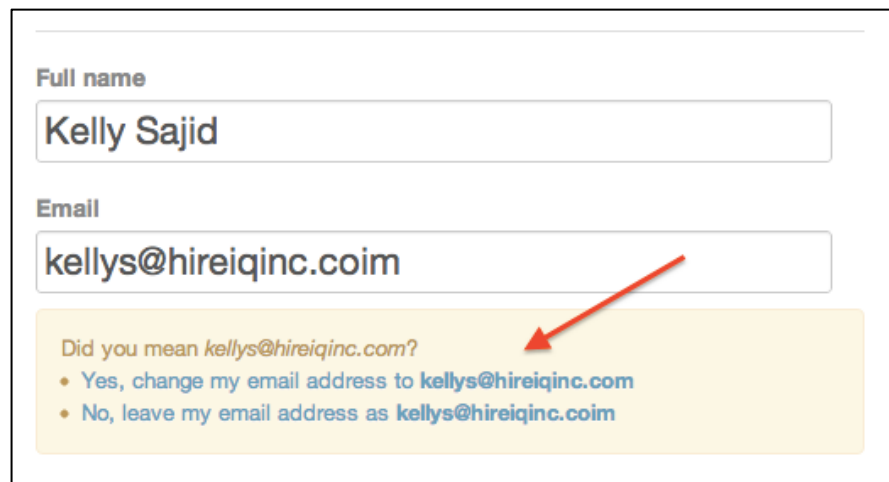
B. Pre-populated candidate name and email address

Previously when a candidate was invited via email, they bypassed the position description screen. Now when a candidate is invited by email and clicks the link to begin the assessment, the Position Description screen is now populated with the candidates name and email address and indicated on the invite for the candidate. The name and email fields are prepopulated in order to prevent any inconsistencies w/ the candidates' entry and your records.

The screenshot shows the 'Amazing Job Opportunity here! (Kelly)' assessment screen. The title is 'Amazing Job Opportunity here! (Kelly)'. Below the title is a 'Get started' section. The 'Full name' field is pre-populated with 'Kelly Sajid' and has a red arrow pointing to it. The 'Email' field is pre-populated with 'kelly.sajid@hireiqinc.com' and has a red arrow pointing to it. The 'Taleo ID' field is pre-populated with '1234'. Below the fields is a 'Resume (optional)' section with a 'Choose File' button and 'No file chosen' text. At the bottom is a 'Next' button. The HireIQ logo is visible in the bottom right corner.

C. Email domain spellcheck feature

Previously, candidates were able to potentially type in a misspelled domain that could result in a bounced email messages. We have now implemented a domain spellcheck feature that requires candidates to confirm their email address if we suspect an error. This is intended to improve the deliverability of system-generated emails.



The screenshot shows a registration form with two input fields. The first field is labeled "Full name" and contains the text "Kelly Sajid". The second field is labeled "Email" and contains the text "kellys@hireiqinc.coim". Below the email field, a yellow tooltip box appears with the text "Did you mean kellys@hireiqinc.com?". A red arrow points from the tooltip to the email field. The tooltip contains two bullet points: "• Yes, change my email address to kellys@hireiqinc.com" and "• No, leave my email address as kellys@hireiqinc.coim".

D. Graded Quiz Assessment

You are now able to create a graded quiz that can include one or more Yes/No and/or Multiple Choice - Single Select and/or Multiple Choice - Multi Select questions. You are able to select one correct answer in the Y/N, MC-SS and one or more correct answers in the MC-MS Test Items. (At this time there is not a knock-out feature available for quiz answers that will auto-decline candidates as there is for other assessments.) Once the candidate completes the quiz, a score based on the percent of correct answers, will be displayed on the recruiter dashboard according to their results.

Add Assessment

Select an assessment to add from the list below:

- [DSI Assessment →](#)
- [Live Interview Assessment →](#)
- [LanguageIQ →](#)
- [Qualifiers Assessment →](#)
- [Quiz Assessment →](#)

Cancel

New Question

Copy existing question... Multiple Choice

Do you have more than 5+ years experience in sales?

Add Choice

	VALUE	CORRECT ANSWER	
+	<input type="text" value="Yes"/>	<input checked="" type="checkbox"/>	remove
+	<input type="text" value="No"/>	<input type="checkbox"/>	remove

Add Cancel

Once a candidate completes the quiz, their score will be displayed on the Recruiter Dashboard.

← ARCHIVE NUDGE DELETE

	NAME	TALEO ID	EMAIL	SHARED	RATING	QUALIFIER SCORE	QUIZ SCORE	CO SCORE	LAST ACTIVITY	DATE STARTED
<input type="checkbox"/>	Kelly Sajid		kellyrsajid@hotmail.com	-		0	100 %		Viewed questions	30 Jan 2013 1:29 PM